

ARKANSAS APCD DATA USERS GROUP

Kenley Money

Director of Information Systems
Architecture

4.26.2023



HEALTHCARE
TRANSPARENCY
INIITIATIVE

Agenda

- Welcome
- Topics
 - Featured Project – Assessing Risk, Outcomes, and Disparities in Pediatric Asthma
 - Identifying Providers in APCD Data
 - Arkansas HTI Data Users Survey Results
- Latest APCD Release Information and Data Tips
- Something New!

Presenters

- **Kenley Money, MA, MFA** — Director of Information Systems Architecture/ACPD Director, ACHI
- **Akilah Jefferson, MD, MS** – University of Arkansas for Medical Sciences
- **Kelly Troillett, MS** – Senior Data Analyst, ACHI

Featured Topic:
***Assessing Risk, Outcomes, and Disparities
in Pediatric Asthma***



Akilah A. Jefferson, MD, MS

Dr. Jefferson is an assistant professor at UAMS in the College of Medicine Department of Pediatrics, Division of Allergy and Immunology. Her current research uses the Arkansas APCD for a population-level approach to understanding disparities in asthma prevalence and management among Arkansas's pediatric asthma population. Her project will allow her to develop predictive tools for identifying high-risk children with asthma in diverse, rural regions of Arkansas.

Identifying Providers in APCD Data

Identifying Providers: Source Tables

- **APCD Claims File**
 - Use National Provider Identification Number (NPI), submitting entity-specific Service Provider Identification Number (PSI), or CMS Certification Number (CCN) to find provider claims and determine provider activity or access in the state
 - 4 variables are used for provider identification: MC024, MC026, MC077, MC134
- **APCD Provider File**
 - Collection of provider information: name, practice locations, specialties, license numbers, NPI, and Service Provider Identification Numbers (PSI) or CMS Certification Number (CCN)
- **Third-Party Source**
 - National Plan and Provider Enumeration System (NPPES) downloadable file
 - Provide secondary provider information for those not housed in APCD file

Identifying Providers: Key Variables

Provider Table Identifier Variables	
Variable	Description
PV003	Entity Type Code
PV114	Submitting Entity Code: A 5- to 6-digit alphanumeric entity code provided by the Arkansas APCD team assigned during the registration process.
PV001	Service Provider Number: Submitting entity's assigned or legacy rendering/attending provider number.
PV023	NPI number for the provider.

Identifying Providers: Key Variables, cont.

PV003: Entity Type Code*	
Code	Description
0	Other
1	Individual
2	Facility
3	Professional Group
4	Retail Site
5	E-Site
6	Financial Parent
7	Transportation

* When using third-party information, be aware of different Entity Code categorizations.

Identifying Providers: Types of Providers

Individuals (PV003 = 1)

- Primary Care Physicians
- Doctors of Osteopathic Medicine
- Professional Medical Assistants
 - APRNs
 - PAs
- Psychologists
- Specialists
- Counselors / Social Workers
- Nurses

Facilities (PV003 = 2)

- Hospitals
 - Inpatient Stays
 - Emergency Department Visits
- Nursing Homes
- Psychiatric Facilities
- Specialty Groups
- Sole Practitioner Companies

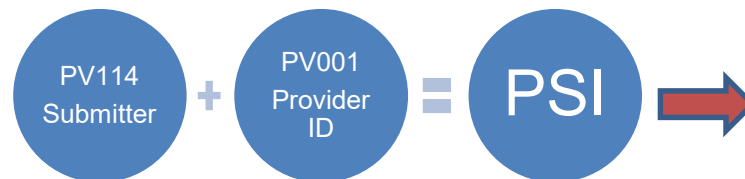

Identifying Providers: Individuals

Variable	Description
PV019	Primary Specialty: Uses CMS provider specialty codes.
PV020	Secondary Specialty: Uses CMS provider specialty codes.
PV021	Tertiary Specialty: Uses CMS provider specialty codes.
PV025	Provider Degree: Academic credential (LCSW, DO, MD) for individuals and is populated based on payer or licensure files

Identifying Providers: Individuals

Claims Variable	Description
MC001	Submitting Entity Code: A 5- to 6-digit alphanumeric entity code provided by Arkansas APCD team assigned during the registration process.
MC024	Service Provider Number: Submitting entity's assigned or legacy rendering/attending provider number.
MC026	NPI for entity or rendering/attending provider directly providing the service.

Providers Table:



Claims Table:



Identifying Providers: Results Example

Provider Type	Year	Licensed Providers	Providers Found in APCD	Average Number of Days Worked
MD	2021	331	245	189
PhD	2021	721	332	105
SW	2021	3,853	1,339	128
CN	2021	2,892	706	127
Medicare claims were separated and are listed below:				
MD	2020	331	196	96
PhD	2020	721	152	52
SW	2020	3,853	589	59
CN	2020	2,892	65	25

Identifying Providers: Results Example

Provider Type	Number of Providers Licensed in AR	Number of Providers with Practice Locations in AR	Number of Provider Type with claims in APCD	Number of Patients by Provider Type with claims in APCD
MD	322	242	243	45,983
PhD	704	607	308	23,707
SW	2,514	1,357	1,327	60,024
CN	2,384	2,107	1,710	74,831

Identifying Providers: Types of Providers

Individuals (PV003 = 1)

- Primary Care Physicians
- Doctors of Osteopathic Medicine
- Professional Medical Assistants
 - APRNs
 - PAs
- Psychologists
- Specialists
- Counselors / Social Workers
- Nurses

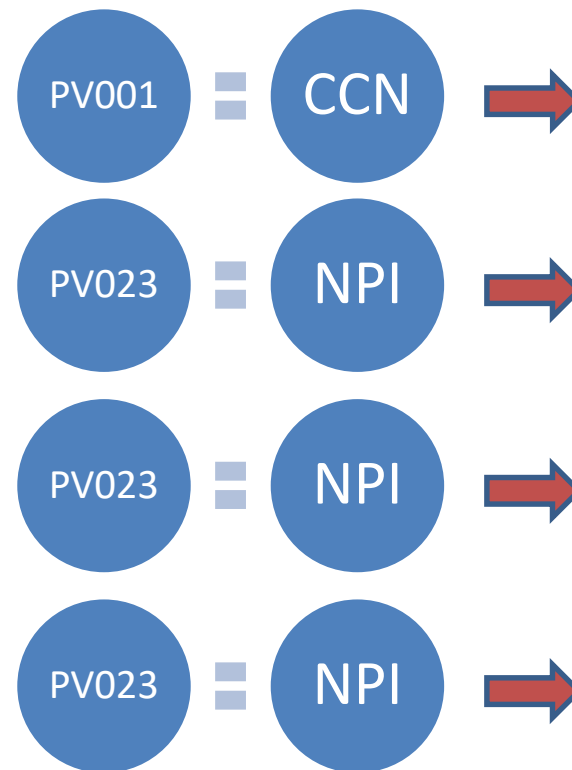
Facilities (PV003 = 2)

- Hospitals
 - Inpatient Stays
 - Emergency Department Visits
- Nursing Homes
- Psychiatric Facilities
- Specialty Groups
- Sole Practitioner Companies

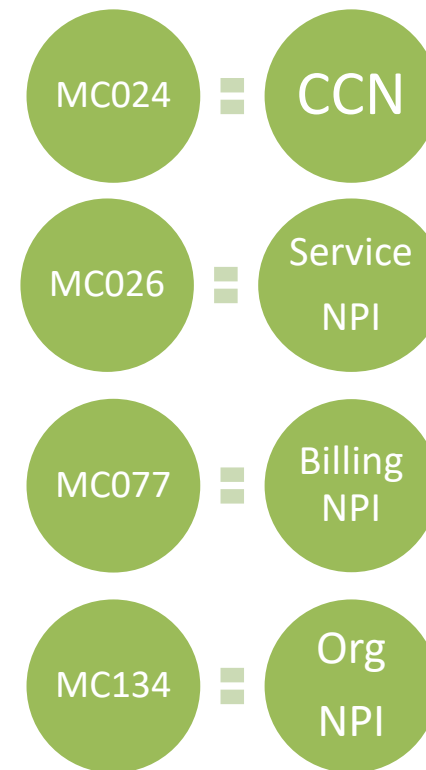
Identifying Providers: Facilities

Variable	Description
MC036	Type of Bill – Institutional See Appendix D
MC024	Service Provider Number: Submitting entity's assigned or legacy rendering/attending provider number
MC026	NPI for entity or rendering/attending provider directly providing the service.
MC077	NPI for billing provider.
MC134	NPI for the organization with which the rendering/attending provider directly providing service is associated.

Providers Table:



Claims Table:



Arkansas HTI Data User Survey Results

Survey Participants

- Data users were asked to participate in a survey focused on collecting information about:
 - Data use
 - Data challenges
 - Data 'wish list'
- Participants from this Data Users Group and other stakeholders were invited to participate
- 26 responses received

Survey Results

What is your role as a data user?

Answer Choices	Response %	Count
Arkansas Biosciences Institute (ABI) academic/faculty	30.77%	8
Non-academic researcher/analyst	30.77	8
State agency researcher/analyst	19.23%	5
Non-ABI academic/faculty	19.23%	5

Survey Results

What is your primary data use (check all that apply)?

Answer Choices	Response %	Count
Condition-specific analyses	76.92%	20
Healthcare utilization	65.38%	17
Cost analyses	46.15%	12
Quality assessments	26.92%	7
Other*	15.38%	4

*Education and classroom use, data reporting for submitters and users, provider submitter population statics, etc.

Survey Results

What would make the Arkansas HTI data assets more efficient to use? (cont.)

Answer Choices	Response %	Count
Resolved data tips, e.g., preset flags indicating specific populations such as PASSE or QHP	19.23%	5
Elimination of rarely used fields	0.00%	0
Stronger enrollee/member linking, e.g., pre-linked enrollment claims data	34.62%	9
Pre-calculated overall out-of-pocket costs	0.00%	0

(1 of 2)

Survey Results

What would make the Arkansas HTI data assets more efficient to use? (cont.)

Answer Choices	Response %	Count
Episode or event identification (grouping claims associated with medical/clinical event)	0.00%	0
Enrollment segment or continuous-coverage segment roll-up	19.23%	5
Tools for estimating counts by date, member, condition, etc.	11.54%	3
Other*	15.38%	4

*Versioning for submitting entity data with no versioning rules, populating optional provider fields

(2 of 2)

Survey Results

What new data sources would be valuable (check all that apply)?

Answer Choices	Response %	Count
Self-insured data	69.23%	18
Medicare FFS data available to non-state agency users	30.77%	8
More recent medical marijuana cardholder data	11.54%	3
Electronic health records	57.69%	15
Other*	19.23%	5

*Hospital discharge data for insured as well as uninsured/self-pay, Medicare Chronic Conditions warehouse, etc.

Survey Results

What targeted or subject-specific data sets would be valuable (check all that apply)?

Answer Choices	Response %	Count
Members with continuous coverage and all associated claims	53.85%	14
Condition-specific data sets	34.62%	9
Master provider file	38.46%	10
Age-specific data sets	11.54%	3
Other*	23.08%	6

*Cleanly linkable data with minimal duplication, demographic data supporting member data, etc.

Survey Results

- Summary
 - After all survey responses were captured, discussions were held with several APCD ‘super users’ to distill results
 - Consistent themes emerged:
 - Analysts spent most time with enrollment data to understand coverage and enrollment
 - Stronger enrollment and claim linking would be helpful
 - Addition of self-insured data, electronic health records would provide most value

***Your input is still valuable! If you did not get to take the survey, let us know.
We'll send you the link and include your feedback in the overall results.***

Latest APCD Release Information and Data Tips

Release Information

- Available APCD data
 - Current APCD Data: Jan. 1, 2013–June 30, 2022 (new update!)
 - [Data user resources](#):
 - [Release Notes](#) for each release
 - Overall coverage dates
 - Source-specific release notes (problematic submitting entities)
 - DSG 8.0 changes
 - [Universe counts](#)
 - [Data element frequency counts](#)
 - [Claim counts by month](#)
 - Searchable Arkansas APCD [data dictionaries](#) & [tip sheets](#)

Helpful Hint:
Refresh linkage methodology by reviewing the Data Attributes deck

Release Information

- Employee Benefits Division (EBD) data
 - Several changes occurred with this data source
 - Medical Claims 2013-2014 sourced from EBD (ME001 = 99EBD1)
 - Medical Claims 2015 to present sourced from Health Advantage (ME001 = 95442)
 - Pharmacy Claims 2013 to May 2022 sourced from EBD (ME001 = 99EBD1)
 - Retirees can be identified when ME001 = '99EBD1' and ME164A contains the string %RET%
 - State employees with no health insurance can be identified when ME001 = '99EBD1' and ME164A contains the values PSENOHLTH and ASENOHLTH

Release Information

- Employee Benefits Division (EBD) data
 - Affected Data Tips
 - [EBD and HMO Partners \(95442\)](#) – No longer required.
 - [EBD and QualChoice](#) – Still active
 - [TPA/PBM Replacement data for EBD](#) – new rules



**Always check the Arkansas APCD
Data Issues and Tips page for the
latest information!**

Data Tips and Issues

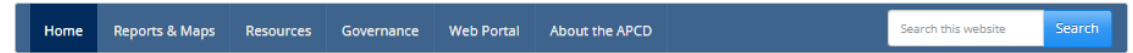
- What's New?
 - Quick link to Featured Data Tips and Issues
 - Monthly Data Tips and Issues email
 - Features new and updated tips and issues
 - Reviews older, still relevant data tips and issues
 - Highlights newly resolved data issues



[Click here for the Arkansas APCD Latest Data Tips and Issues](#) added or updated in the last 30 days.

Something New!

- Access the Data Users Group presentations and records from the [Arkansas APCD home page](#) now!



Welcome to the Arkansas All-Payer Claims Database (APCD)


There is a growing demand and need for transparency of healthcare information in Arkansas to promote high-value care and advance research. Consumers, employers, and policymakers are advocating for greater reporting on the prices of healthcare services as a way to encourage consumers to choose low-cost, high-quality providers and to promote competition based on value. The [Arkansas All-Payer Claims Database \(APCD\)](#) is a dynamic tool that will enable the state to further its transparency objectives by collecting healthcare data from public and private sources and empowering Arkansans with information to better understand how and where healthcare is being delivered and how much is being spent. Please see the "How to Use the APCD Website" box below to learn how to navigate the Arkansas APCD website.

What's New?

[Arkansas APCD Announcements](#)

Latest Arkansas APCD updated data available (**NEW! 03/17/2023**)
The Arkansas APCD team has released the update **22D** with data through **June 30, 2022**. Release notes are [here](#). The latest counts are available in the [Universe Counts](#).

Check out the latest Arkansas APCD Infographic!



Check out the latest Arkansas HTI Data User Group presentations!

[Data User Group Presentations](#)

New Data Tips and Issues! Click the button below to see all the newest and most recently modified tips for using APCD data.

Data Requester Resources

The Arkansas HTI data assets, including the Arkansas All-Payer Claims Database and Arkansas non-claims based health data (i.e., Vital Statistics data, Cancer Registry data, Hospital Discharge and Emergency Department data for the uninsured, Arkansas Workers Compensation data, and Medical Marijuana cardholder data) are available for data requests through the Arkansas Center for Health Improvement (ACHI), the statutorily named administrator.

Use the buttons below to navigate to data request resources and data usage resources.

[How to Request Data](#)

[What does it Cost?](#)

[Understanding the Data](#)

[Data Tips and Issues](#)

[Data Dictionaries](#)



APCD Technical Support

- Reach out to adrs@achiapcd.atlassian.net for questions about data requests, data use, or pricing

Call to Action

- Sign up for the ACHI Newsletter
- Follow on social media: ACHI and the Arkansas Healthcare Transparency Initiative featuring the Arkansas APCD



- Check out the blog posts on ACHI website
- Next Data Users Group meeting: July 26, 2023

SUBSCRIBE FOR UPDATES

achi.net/newsletter

